



INTERNATIONAL SOCIETY FOR DISEASE SURVEILLANCE

## ISDS Webinar Report

### *Animal Health Surveillance in the U.S.: How do we go from good to great?*

---

**Date:** Thursday, November 20, 2014, 1:00 PM – 2:00 PM EST

**Title:** Animal Health Surveillance in the U.S.: How do we go from good to great?

**Host:** ISDS Research Committee

**ISDS Contact:** Lauren Johnson; [ljohnson@syndromic.org](mailto:ljohnson@syndromic.org)

**Presenter:**

**Dr. Brian McCluskey**

Brian received a Doctorate in Veterinary Medicine from Washington State University in 1987 and following graduation was in large animal practice, primarily dairy, in western Washington State. He joined APHIS in 1990 and was stationed in Charleston, West Virginia as a section veterinary medical officer. He was then sponsored by APHIS Cattle Diseases Staff in a graduate program at the University of Florida and after receiving his Masters degree in epidemiology, was stationed at the Colorado Area Office as the Area Epidemiology Officer. During this time he became a Diplomate in the American College of Veterinary Preventative Medicine. Brian then moved to the Center for Animal Health Monitoring in Fort Collins, CO as the Dairy Commodity Support Analyst. He received a PhD in Epidemiology at Colorado State University in 2003 and from 2003 to 2007 was the Director of the USDA's National Surveillance Unit. He joined the Senior Executive in 2007 as the Director of Veterinary Services Western Region. In 2011, Brian was named APHIS, Veterinary Services Chief Epidemiologist, a senior scientist level position. He holds an affiliate faculty position at Colorado State University in the Department of Clinical Sciences and has published frequently on infectious disease epidemiologic investigations and animal health surveillance.

**Slides and recording:**

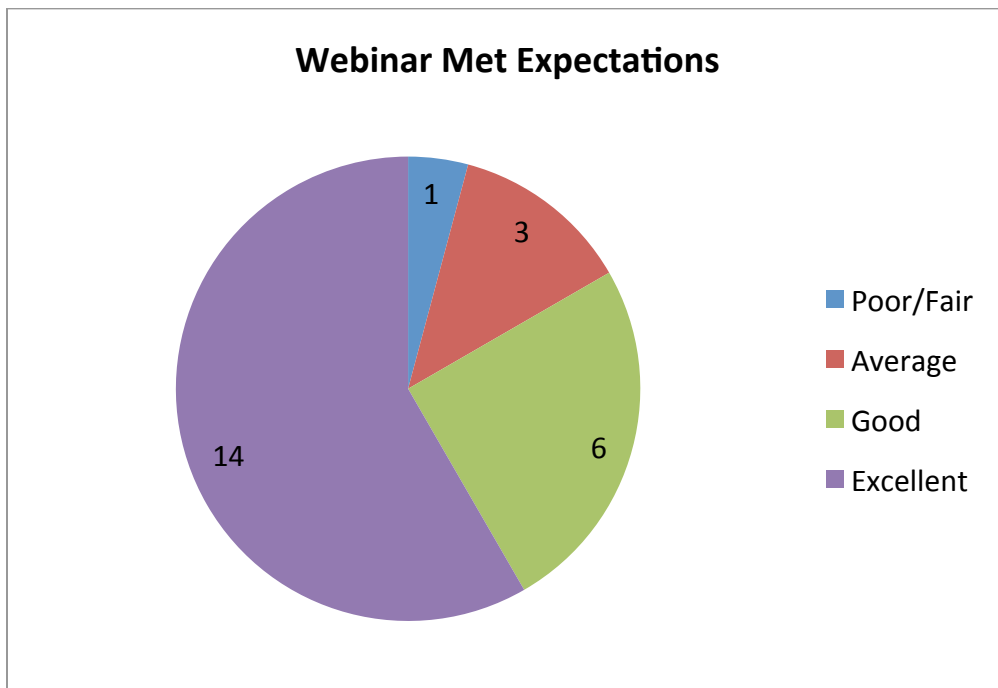
Available at: <http://www.syndromic.org/component/content/article/37/830>

**Attendance:**

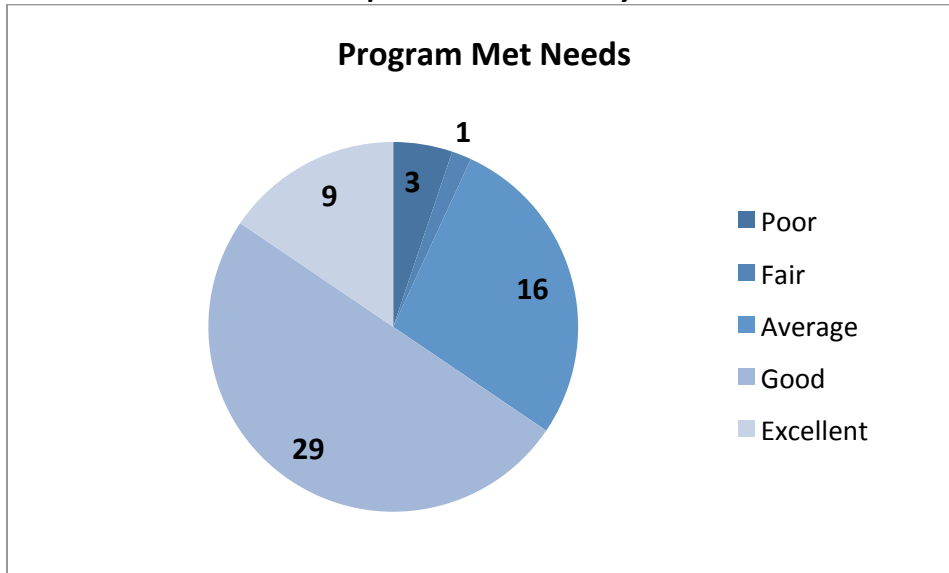
	Number of People
ISDS Sent Announcement via E-mail	2240
Opened Announcement	527 (25.5%)
Clicked on Announcement Email (percentage based on # of opens)	89 (16.9%)
Registered for webinar (percentage based on # emails sent)	<b>113</b> (19.8%)
Attended (percentage based on # of registrants)	<b>71</b> (62.8%)
Completed Exit Survey (percentage based on # of attendees)	25 (35.2%)

**Post-Webinar Survey:**

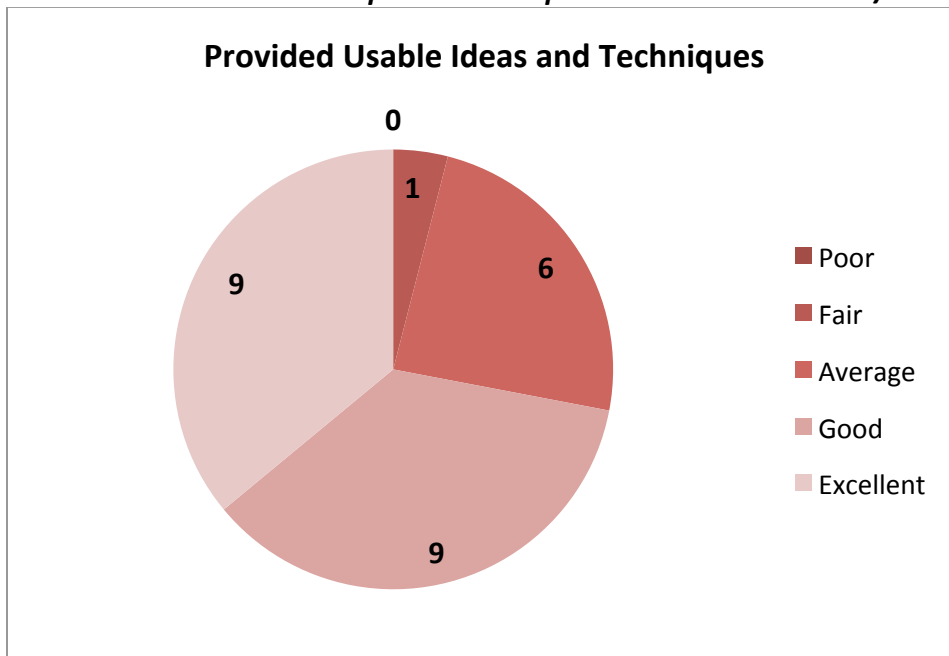
1. *To what extent did the presentation meet your expectations:*



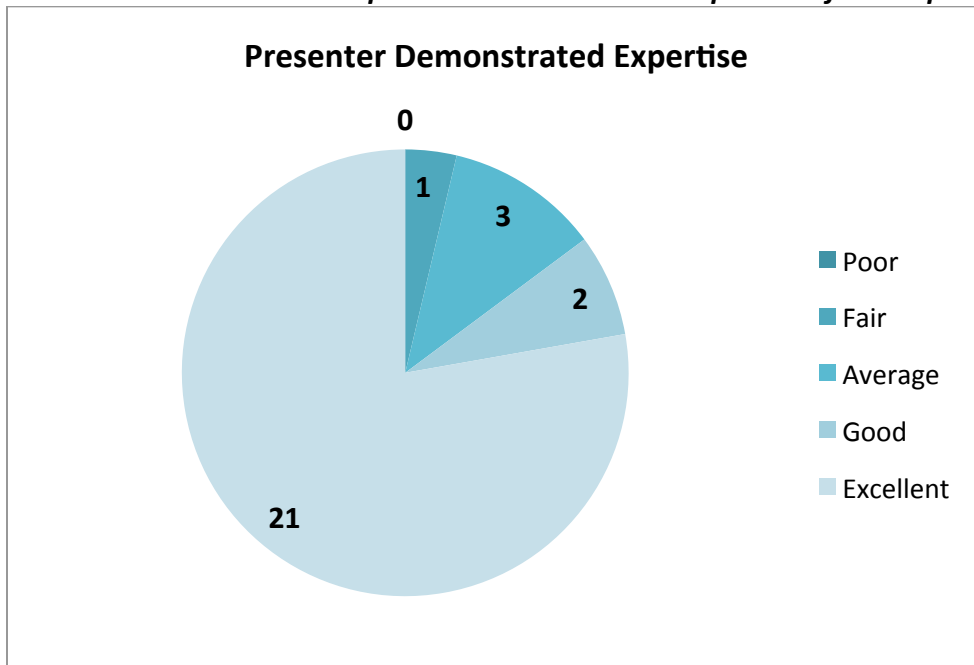
**2. To what extent did the presentation meet your needs?**



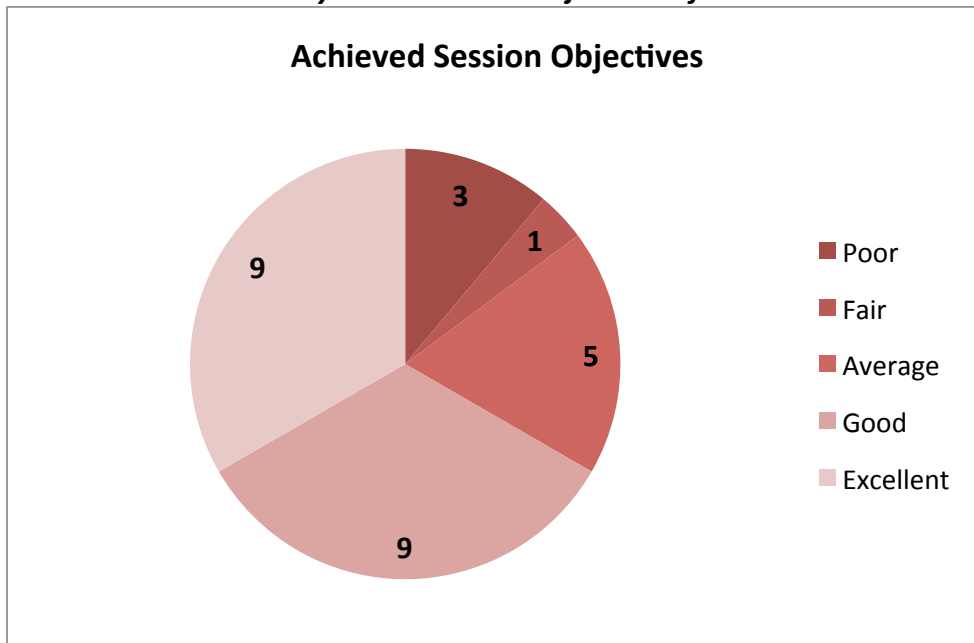
**3. To what extent did the presentation provide usable ideas and/or techniques for practice?**



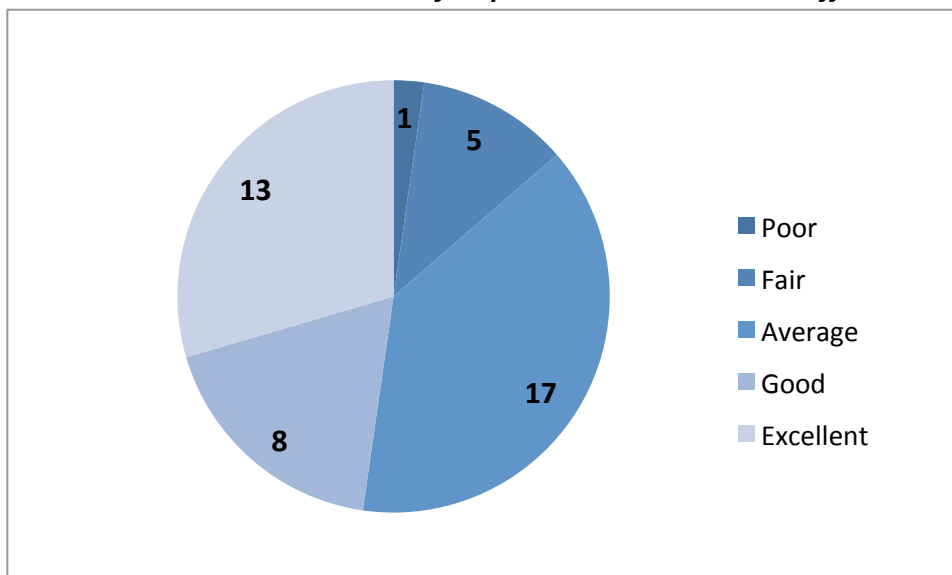
4. *To what extent did the presenter demonstrate expertise of this topic?*



5. *To what extent did you achieve the objectives of this session?*



6. *To what extent was the time for questions and answers sufficient?*



7. *Are you seeking CPH credit for this webinar?*

**Yes** – 3 attendees; **No** – 22 attendees